

PRECIOSA



Collections

One of the oldest and most beautiful experiences is that of being under the glow and sparkle of a truly exquisite chandelier. Since crystal glass was first formed from the elements of the earth and cut by skilled craftsmen, chandeliers have been ambassadors for filling rooms with warm decadence and intangible magic. Such chandeliers are not created on a whim, but cultivated over generations.



Practising this cultivation since 1724, we understand the significance of chandeliers in history, but importantly, how they are also relevant today. Our love for cut crystal and our ambition for new development—innovating whilst cherishing at the same time, has led to some breathtaking chandeliers and some wonderful experiences for the people who live, dine, and dance under them.

Working with individuals, hotels, palaces and residences all over the globe to create bespoke lighting installations means that our range of experience in all things luminary is extensive, our technologies tested and our ideas infinite.


This catalogue, Collections by Preciosa, comprises our finest Chandeliers and Solitaires. Each piece is a work of beguiling artistry waiting to share its story, be gazed upon and lived under.

Our Chandeliers come in three categories—Historical Designs, Contemporary Colours and New Interpretations. And our Solitaires collection brings together a range of contemporary pendants, wall lights and lamps.

Through all our lighting, run the threads of Bohemian heritage, skill and passion. Each crystal drop, trimming, and orb is imbued with a rare alchemy of place and community, while it is still sand being formed in the furnace. Developed by our glass masters, engineers and designers, these crystal elements have come together and are presented to you here in their final glowing and radiant forms, each with its own individual style, presence and personality, ready to enrich your home or space.

Bringing together heritage, vast experience, technical ingenuity and contemporary vision, we understand the soul and beauty of light-making, and we would like to share this with you.


Historic Designs




RUDOLF
/ page 08



MARIA THERESA
/ page 20




EUGENE
/ page 32




LOUIS
/ page 44


Contemporary Colours




RUDOLF
/ page 12



MARIA THERESA
/ page 24

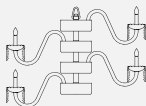


EUGENE
/ page 36

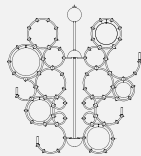


LOUIS
/ page 48

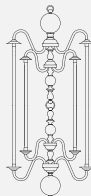
New Interpretations



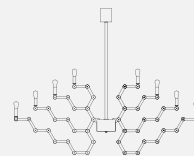
CROWN
/ page 16



KING & VENUS
/ page 28



ECHO
/ page 40



MERCURY
/ page 52

Solitaires



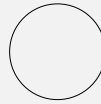
MUUTOS
/ page 58



SOULS
/ page 62



GLORY
/ page 66



GLOW
/ page 70



GEOMETRIC
/ page 74



FLARE
/ page 78



SIREN
/ page 82



Chandeliers







RUDOLF - HISTORIC DESIGN
Bohemian Standard
Extra Small, Small, Medium

CUT CRYSTAL CHANDELIER

Rudolf
HISTORIC DESIGN

Rudolf—named for Emperor Rudolf II, whose fascination with crystal cutting led to this perfection of craft in light, is a traditional Bohemian chandelier, generously adorned with trimmings. The precision of its structure ensures that these trimmings, the candleholders and the central elements, emit maximum radiance from every angle. The exquisite way in which each crystal is cut leads to a glittering light piece, rich in detail.



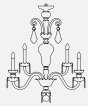
Chromium
Full Lead Crystal
Bohemian Standard Trimmings Style



Chromium
Full Lead Crystal
Bohemian Traditional Trimmings Style

RUDOLF
HISTORIC DESIGN

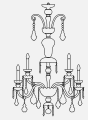
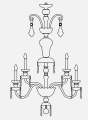
*Bohemian
Standard*




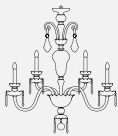
*Bohemian
Traditional*




SIZE Extra Small
DIMENSIONS ø 75 × 100 cm
WEIGHT 17 kg | 17 kg
LIGHT SOURCES 12 × E14 / 40 W





SIZE Small
DIMENSIONS ø 84 × 134 cm
WEIGHT 25 kg | 27 kg
LIGHT SOURCES 12 × E14 / 40 W



SIZE Medium
DIMENSIONS ø 94 × 113 cm
WEIGHT 25 kg | 30 kg
LIGHT SOURCES 18 × E14 / 40 W



SIZE Large
DIMENSIONS ø 123 × 131 cm
WEIGHT 75 kg | 80 kg
LIGHT SOURCES 24 × E14 / 40 W



SIZE Extra Large
DIMENSIONS ø 120 × 159 cm
WEIGHT 80 kg | 90 kg
LIGHT SOURCES 24 × E14 / 40 W





RUDOLF - CONTEMPORARY COLOUR
Small
Blue

CUT CRYSTAL CHANDELIER

Rudolf

CONTEMPORARY COLOUR

Rudolf's grandeur is softened by the pearly tones of satin glass. Complimented by fresh colour accents in the form of lampshades, it loses none of its original splendour, but offers a more gentle statement piece for intimate settings and other interior schemes where a more subdued effect is desired.



Chromium
Crystal Frosted
Blue Lamp Shades



Chromium
Crystal Frosted
White Lamp Shades

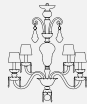


Chromium
Crystal Frosted
Red Lamp Shades

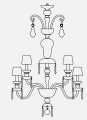


Chromium
Crystal Frosted
Green Lamp Shades


RUDOLF
CONTEMPORARY COLOUR



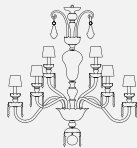
SIZE Extra Small
DIMENSIONS \varnothing 75 × 100 cm
WEIGHT 17 kg
LIGHT SOURCES 12 × E14 / 40 W



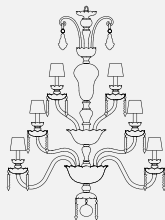
SIZE Small
DIMENSIONS \varnothing 84 × 134 cm
WEIGHT 25 kg
LIGHT SOURCES 12 × E14 / 40 W



SIZE Medium
DIMENSIONS \varnothing 94 × 113 cm
WEIGHT 27 kg
LIGHT SOURCES 18 × E14 / 32 W



SIZE Large
DIMENSIONS \varnothing 123 × 131 cm
WEIGHT 75 kg
LIGHT SOURCES 24 × E14 / 40 W



SIZE Extra Large
DIMENSIONS \varnothing 120 × 160 cm
WEIGHT 70 kg
LIGHT SOURCES 24 × E14 / 40 W





CROWN
Small

CUT CRYSTAL CHANDELIER

Crown

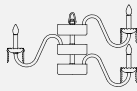
NEW INTERPRETATION

Crown is a new interpretation of the classic Rudolf chandelier by designer Lukáš Uliarczyk. A new dialogue has been created using repetition and symmetry to emphasize the glass arms and the light reflecting properties of the crystal. The result is a more condensed silhouette, and an intricate and bold piece.

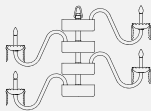


Chromium
Full Lead Crystal
with Silver Coating

CROWN
NEW INTERPRETATION



SIZE Small
DIMENSIONS $\varnothing 85 \times 56$ cm
WEIGHT 85 kg
LIGHT SOURCES $36 \times E14 / 40$ W



SIZE Large
DIMENSIONS $\varnothing 120 \times 87$ cm
WEIGHT 122 kg
LIGHT SOURCES $56 \times E14 / 40$ W





MARIA THERESA - HISTORIC DESIGN
Medium
24K Gold

METAL & GLASS ARM CHANDELIER

Maria Theresa

HISTORIC DESIGN

The Maria Theresa is a chandelier of sumptuous curves and shimmering crystal pendalogs. This chandelier illuminated the majestic coronation of Maria Theresa in 1743, who is said to have fallen in love only twice in her life, first with her husband, Francis I, and secondly with this mesmerizing chandelier. Found at Prague Castle and the Schönbrunn Palace, amongst others, this is a truly regal light piece.

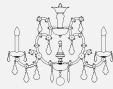


Nickel
Crystal
Full Lead Crystal Trimmings



24K Gold
Crystal
Full Lead Crystal Trimmings

MARIA THERESA
HISTORIC DESIGN




SIZE Extra Small
DIMENSIONS \varnothing 69 × 59 cm
WEIGHT 20 kg
LIGHT SOURCES 10 × E14 / 40 W




SIZE Small
DIMENSIONS \varnothing 80 × 95 cm
WEIGHT 25 kg
LIGHT SOURCES 12 × E14 / 40 W



SIZE Medium
DIMENSIONS \varnothing 100 × 110 cm
WEIGHT 30 kg
LIGHT SOURCES 18 × E14 / 40 W



SIZE Large
DIMENSIONS \varnothing 127 × 112 cm
WEIGHT 35 kg
LIGHT SOURCES 24 × E14 / 40 W



SIZE Extra Large
DIMENSIONS \varnothing 132 × 193 cm
WEIGHT 160 kg
LIGHT SOURCES 48 × E14 / 40 W





MARIA THERESA - CONTEMPORARY COLOUR
Medium
Green

Maria Theresa

CONTEMPORARY COLOUR

The opulence of Maria Theresa has been pared-down and made playful by using white and a range of fresh colours. The white satin glass quiets the piece, and the coloured glass decorations and lampshades add a youthful touch to achieve a completely new and contemporary chandelier for wide range of interior spaces that seek fresh luxury and a sense of light-hearted splendour.



Green
Crystal White Frosted and Green Frosted
Green Silk Lamp Shades



Amber
Crystal White Frosted and Amber Frosted
Amber Silk Lamp Shades

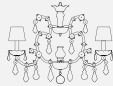


Red
Crystal White Frosted and Red Frosted
Red Silk Lamp Shades



Blue
Crystal White Frosted and Blue Frosted
Blue Silk Lamp Shades

MARIA THERESA
CONTEMPORARY COLOUR



SIZE Extra Small
DIMENSIONS ø 69 × 59 cm
WEIGHT 20 kg
LIGHT SOURCES 10 × E14 / 40 W




SIZE Small
DIMENSIONS ø 80 × 95 cm
WEIGHT 25 kg
LIGHT SOURCES 12 × E14 / 40 W



SIZE Medium
DIMENSIONS ø 100 × 110 cm
WEIGHT 30 kg
LIGHT SOURCES 18 × E14 / 40 W



SIZE Large
DIMENSIONS ø 127 × 112 cm
WEIGHT 30 kg
LIGHT SOURCES 21 × E14 / 40 W



SIZE Extra Large
DIMENSIONS ø 133 × 194 cm
WEIGHT 105 kg
LIGHT SOURCES 24 × E14 / 40 W
1 × GU10 / 5,6 W





KING
Gold
Extra Large

METAL & GLASS ARM CHANDELIER

King & Venus


NEW INTERPRETATION

Renowned Czech designer, Rony Plesl, has created two dichotomous variations of the original Maria Theresa—reimagining the historic chandelier into two separate, yet complimentary contemporary pieces, striking in their simplicity yet monumental in design and colour scheme.

Both use structures of hoops, but in contrasting ways.



Gold
Black Glass
Gold Glass Spheres



Satin Nickel
Opal White Glass

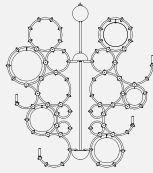


Satin Nickel
Opal White Glass
Silver Glass Spheres

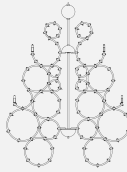


Gold
Black Glass

KING & VENUS
NEW INTERPRETATION



SIZE Extra Large
DIMENSIONS \varnothing 155 × 163 cm
WEIGHT 165 kg
LIGHT SOURCES 36 × G9 / 33 W



SIZE Extra Large
DIMENSIONS \varnothing 155 × 163 cm
WEIGHT 160 kg
LIGHT SOURCES 36 × G9 / 33 W



FOR ILLUSTRATION ONLY



EUGENE - HISTORIC DESIGN
Large
24 Gold

GLASS ARM CHANDELIER

Eugene

HISTORIC DESIGN

A classic glass-arm Bohemian chandelier from the original 18th century workshop of Josef Palme. What makes this chandelier so remarkable is its clear, modern simplicity—the central elements, arms and candleholders are free of ornament, making for a startling silhouette of timeless elegance and unrivalled poise.



Chromium
Crystal



24k Gold
Crystal


EUGENE
HISTORIC DESIGN



SIZE Small
DIMENSIONS $\varnothing 62 \times 76$ cm
WEIGHT 15 kg
LIGHT SOURCES 6 \times E14 / 40 W



SIZE Medium
DIMENSIONS $\varnothing 88 \times 98$ cm
WEIGHT 17 kg
LIGHT SOURCES 12 \times E14 / 40 W



SIZE Large
DIMENSIONS $\varnothing 99 \times 131$ cm
WEIGHT 35 kg
LIGHT SOURCES 24 \times E14 / 40 W





EUGENE - CONTEMPORARY COLOUR
Small, Medium, Large
Dark Blue Frosted / Green / Rose Frosted

GLASS ARM CHANDELIER

Eugene

CONTEMPORARY COLOUR

The collection of new colours for Eugene is extravagant, brave and adventurous, injecting the elegant original with a contemporary palette that brings vitality and energy. Fresh green, warm rose, and calming blue make the options for this piece extensive, it can be incorporated into existing schemes, or provide different colour moods that also retain an overall synchronicity.



Chromium
Dark Blue Frosted / Green / Rose Frosted



Chromium
Green Frosted /
Amber Frosted / Rose Frosted



Chromium
Light Rose / Green /
Light Blue Frosted



Polished Brass
Crystal Frosted


EUGENE
CONTEMPORARY COLOUR



SIZE Small
DIMENSIONS $\varnothing 62 \times 76$ cm
WEIGHT 15 kg
LIGHT SOURCES 6 \times E14 / 40 W



SIZE Medium
DIMENSIONS $\varnothing 88 \times 98$ cm
WEIGHT 17 kg
LIGHT SOURCES 12 \times E14 / 40 W



SIZE Large
DIMENSIONS $\varnothing 99 \times 131$ cm
WEIGHT 35 kg
LIGHT SOURCES 24 \times E14 / 40 W





Echo

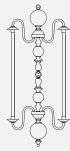
NEW INTERPRETATION

Echo, designed by Frank Tjepkema, develops the reflective properties of Eugene and plays on its forms to create a completely new contemporary piece that maintains the original's grace and elegance but intrigues with unusual shapes and reflections. Its name represents the physical symmetry of the design as well as the pattern of the lighting produced. The design embraces a pared-down use of materials to emphasise these effects and to reference the simplicity of the original.

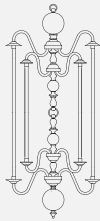


Gold
Crystal

ECHO
NEW INTERPRETATION



SIZE Medium
DIMENSIONS $\varnothing 62 \times 145$ cm
WEIGHT 28 kg
LIGHT SOURCES LED 230 W



SIZE Large
DIMENSIONS $\varnothing 89 \times 200$ cm
WEIGHT 50 kg
LIGHT SOURCES LED 520 W





LOUIS - HISTORIC DESIGN
Medium
24K Gold

CAST BRASS CHANDELIER

Louis

HISTORIC DESIGN

A cast brass chandelier, heavily influenced by Louis XIV's chandeliers, it is a bold, expansive statement of light, radiating luxury. New methods of casting brass revolutionised the production of chandeliers in the 18th century whilst simultaneously enchanting high society. Louis enchants still, with its compelling silhouette and intense glow.



24K Gold



Brass



Nickel

LOUIS
HISTORIC DESIGN



SIZE Extra Small
DIMENSIONS \varnothing 75 × 71 cm
WEIGHT 20 kg
LIGHT SOURCES 8 × E14 / 40 W



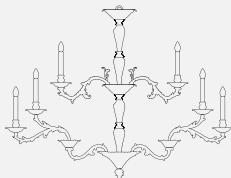
SIZE Small
DIMENSIONS \varnothing 85 × 78 cm
WEIGHT 30 kg
LIGHT SOURCES 12 × E14 / 40 W



SIZE Medium
DIMENSIONS \varnothing 98 × 78 cm
WEIGHT 65 kg
LIGHT SOURCES 18 × E14 / 40 W



SIZE Large
DIMENSIONS \varnothing 111 × 93 cm
WEIGHT 80 kg
LIGHT SOURCES 24 × E14 / 40 W



SIZE Extra Large
DIMENSIONS \varnothing 155 × 115 cm
WEIGHT 120 kg
LIGHT SOURCES 40 × E14 / 40 W





LOUIS - CONTEMPORARY COLOUR
Small
Black

CAST BRASS CHANDELIER

Louis

CONTEMPORARY COLOUR

The dominant silhouette of the original has been softened through colour, which instantly lifts the atmosphere of the piece. The addition of lampshades not only diffuses the light, but also adds to this more relaxed elegance, perfect for above table settings, as shadows are minimised. The new colours allow for variations of mood or tone, to suit a variety of intimate or majestic settings.



Copper
White Silk Lamp Shades



Black
White Silk Lamp Shades

LOUIS
CONTEMPORARY COLOUR



SIZE Extra Small
DIMENSIONS \varnothing 75 × 71 cm
WEIGHT 20 kg
LIGHT SOURCES 8 × E14 / 40 W



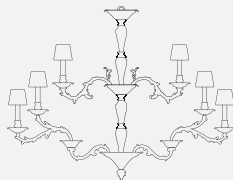
SIZE Small
DIMENSIONS \varnothing 85 × 78 cm
WEIGHT 30 kg
LIGHT SOURCES 12 × E14 / 40 W



SIZE Medium
DIMENSIONS \varnothing 98 × 78 cm
WEIGHT 65 kg
LIGHT SOURCES 18 × E14 / 40 W



SIZE Large
DIMENSIONS \varnothing 111 × 93 cm
WEIGHT 80 kg
LIGHT SOURCES 24 × E14 / 40 W



SIZE Extra Large
DIMENSIONS \varnothing 155 × 115 cm
WEIGHT 120 kg
LIGHT SOURCES 40 × E14 / 40 W





MERCURY
Large
Gold, Long Candles

CAST BRASS CHANDELIER

Mercury

NEW INTERPRETATION

Czech designer Rony Plesl has transmuted the form of the original frame and arms into an entirely new, strong, and decisive light piece. Mercury retains the perfect design intent of its predecessor—to use its surfaces to reflect light—but uses new laser cutting technology to achieve this result, and has added retract and extend capabilities. The striking form of the frame is smooth and highly polished, leading to an industrial look, whilst maintaining sophistication and charm.



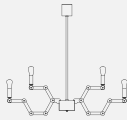
Gold



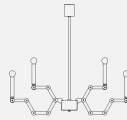
Dark Copper

MERCURY
NEW INTERPRETATION

*Short
Candles*

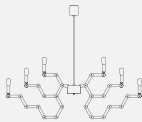


*Long
Candles*



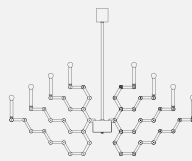
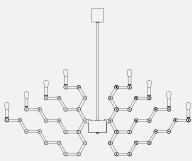
SIZE
DIMENSIONS
WEIGHT
LIGHT SOURCES

Small
ø 101 × 73 cm
45 kg
24 × E14 / 40 W



SIZE
DIMENSIONS
WEIGHT
LIGHT SOURCES

Medium
ø 137 × 106 cm
80 kg
54 × E14 / 40 W



SIZE
DIMENSIONS
WEIGHT
LIGHT SOURCES

Large
ø 174 × 141 cm
130 kg
72 × E14 / 40 W



Solitaires







MUUTOS
Large
Amber, Black Hyalit, Crystal

Muutos

DESIGNED BY JAROSLAV BEJVL JR.

Muutos celebrates capacity for organic forms in crystal. The basis for the design stems from hundred-year-old wooden moulds, used historically in glass blowing. Each Muutos piece is hand-blown by Preciosa masters, and together with further modern techniques, the overall result is one of enchanting, subtle beauty. Whether a stand-alone centre piece or a collection, Muutos creates a sense of fluidity, rippling with gentle reflections and changes in tone and depth of colour, bringing tactility and wonder to any space.



Nickel
Opaline Frosted



Crystal



Amber



Black Diamond



Black Hyalit



Opaline



Marine Blue

All shades also available in frosted finish

MUUTOS



TYPE Pendant Small
DIMENSIONS $\varnothing 18 \times 31$ cm
WEIGHT 2 kg
LIGHT SOURCES 1 x E14 LED / 6 W



TYPE Pendant Medium
DIMENSIONS $\varnothing 27 \times 47$ cm
WEIGHT 8 kg
LIGHT SOURCES 1 x E14 LED / 6 W



TYPE Pendant Large
DIMENSIONS $\varnothing 35 \times 58$ cm
WEIGHT 10 kg
LIGHT SOURCES 1 x E14 LED / 6 W





SOULS
Small, Medium, Large

Souls

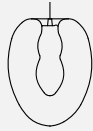
DESIGNED BY EVA EISLER

The design describes purity, depth and mystery. The simple and graceful form of Souls offers a quiet yet stunning presence to a space. The floating-like quality of the lamp is achieved through the use of both frosted and clear glass, offering diffused light in combination with gentle, shining reflections. The lamps are available in three shapes and can be grouped to sensational effect.



White
Clear & Frosted Glass

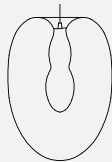
SOULS



TYPE Pendant Small
DIMENSIONS ø 27 × 35 cm
WEIGHT 4 kg
LIGHT SOURCES LED / 4 W



TYPE Pendant Medium
DIMENSIONS ø 35 × 45 cm
WEIGHT 7 kg
LIGHT SOURCES LED / 4 W



TYPE Pendant Large
DIMENSIONS ø 40 × 55 cm
WEIGHT 8 kg
LIGHT SOURCES LED / 6 W





GLORY

Glory

DESIGNED BY JAROSLAV BEJVL JR.

With Glory, the designer has perfectly balanced two contrasting glass elements—a softly muted, precisely cut, opaque core held suspended within a sleek casing of moulded clear glass. These two combined produce a beautifully delicate yet energetic light, which works wonderfully alone or in a cluster.



Satin Nickel
Crystal Frosted / Clear Glass

GLORY



TYPE	Pendant
GLASS	Crystal Frosted / Clear Glass
DIMENSIONS	ø 9 × 54 cm
WEIGHT	4 kg
LIGHT SOURCES	1 × G9 / 5 W





GLOW
Large

Glow

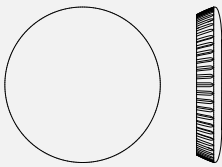
DESIGNED BY MARTIN PROKEŠ

As much a sculpture as it is a light piece, Glow is a joyful shimmering portal. Constructed from a hand-blown crystal drop, it has the qualities of calm water reflecting the sky at dusk or daybreak. The clarity of the crystal glass is such that it appears liquid. Whilst the highly polished steel backing reflects the room, gentle LEDs create a “halo” on the surrounding wall in a choice of two patterns depending on the cut of the glass. Available in two sizes, it can be a modulated to fit various settings, bringing with it tranquillity and delight.



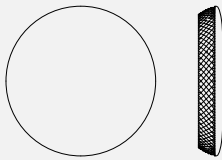
Silver Coated Crystal

GLOW



TYPE
SIZE
GLASS
DIMENSIONS
WEIGHT
LIGHT SOURCES

Wall Sconce
Medium | Large
Crystal Wedge Cut
ø 30 × 7 cm | ø 40 × 7 cm
3 kg | 4 kg
LED 24 W | 33 W



TYPE
SIZE
GLASS
DIMENSIONS
WEIGHT
LIGHT SOURCES

Wall Sconce
Medium | Large
Crystal Diamond Cut
ø 30 × 7 cm | ø 40 × 7 cm
3 kg | 4 kg
LED 24 W | 33 W





GEOMETRIC
Brushed Brass
Grid Cut

Geometric

DESIGNED BY EKATERINA ELIZAROVA

The clear crisp lines of Geometric are made through two types of glass cutting technique, combined with three surface finishes. The result is a striking simplicity, of the upmost precision, which at the same time offers a warm intimate glow. This piece works well as a stand-alone element, but the purity of its geometry means that a collection also offers a highly effective statement of compelling form and elegance.



Dark Copper
Crystal



Brushed Brass
Crystal



Gold
Crystal

GEOMETRIC



TYPE Pendant
GLASS Crystal / Grid Cut
DIMENSIONS $\varnothing 9 \times 39$ cm
WEIGHT 3 kg
LIGHT SOURCES 1 \times E14 / 40 W



TYPE Pendant
GLASS Crystal / Square Cut
DIMENSIONS $\varnothing 9 \times 39$ cm
WEIGHT 3 kg
LIGHT SOURCES 1 \times E14 / 40 W





FLARE
Gold
Wedge, Square & Octagon Cut

Flare

DESIGNED BY DAVIDE ALGRANTI

In this design the precision cutting of the hand-blown crystal defines the dispersal of light. The light splinters out from the three types of cut, creating captivating patterns and enhancing the crystal brilliance of the glass. The three styles may be hung in variety, as one, or in a grand arranged scheme.



Gold | Silver
Crystal

FLARE



TYPE Pendant
GLASS Crystal / Wedge Cut
DIMENSIONS $\varnothing 5 \times 50$ cm
WEIGHT 2 kg
LIGHT SOURCES 1 \times G9 LED / 3 W



TYPE Pendant
GLASS Crystal / Square Cut
DIMENSIONS $\varnothing 5 \times 50$ cm
WEIGHT 2 kg
LIGHT SOURCES 1 \times G9 LED / 3 W



TYPE Pendant
GLASS Crystal / Octagon Cut
DIMENSIONS $\varnothing 5 \times 50$ cm
WEIGHT 2 kg
LIGHT SOURCES 1 \times G9 LED / 3 W





SIREN
Extra Small, Small
Crystal Frosted

Siren

DESIGNED BY DIMA LOGINOFF

This vivid yet mysterious lamp will bring intrigue to your space with its playful inversion of the classical bell shape and enchanting combination of colours and textures. The three glass bells are layered to hide and reveal, with different illumination options, so that there is always interest and new aspects and reflections to discover.



Dark Grey
Crystal Frosted / Rose / Grey Frosted

Extra Small



Crystal Frosted



*Crystal Frosted
Amber Frosted
Grey Frosted*



*Crystal Frosted
Grey Frosted
Red Frosted*



*Crystal Frosted
Rose Frosted
Grey Frosted*

Small



SIREN



TYPE Pendant Extra Small
DIMENSIONS $\varnothing 20 \times 55$ cm
WEIGHT 5 kg
LIGHT SOURCES 3 \times G9 LED / 3 W



TYPE Pendant Small
DIMENSIONS $\varnothing 20 \times 60$ cm
WEIGHT 5 kg
LIGHT SOURCES 3 \times G9 LED / 3 W



About Us





PRECIOSA

Bohemian Crystal

Bohemian crystal draws on natural local wealth together with the masterful craftsmanship and indomitable will of its people to embellish the world. The beginnings of the glassmaking tradition in Bohemia are closely tied to the production of beads.



It was in 1724 that Josef Palme finally obtained permission to produce chandeliers, enabling Bohemian crystal to flourish, illuminating Europe with its mesmerizing brilliance. Bohemian crystal and chandeliers soon became highly sought-after possessions, along with famous pieces from England, France and Italy, and went on to adorn the residences of many noble elite and sovereign families.

Just like today, the chandeliers were born from the hands of Bohemian glass makers. True embellishments of the most fabled of royal courts, they became iconic masterpieces—unique jewels that now bear the names of their original owners—Empress Maria Theresa, Rudolf II., Prince Eugene of Savoy and King Louis XIV. The charm of a Bohemian chandelier does not only dwell in its timeless character. It also emanates from the uniqueness of every single piece of trimming, regardless of its era or architectonic style. In its present form, wedded elegantly with tradition, Bohemian chandeliers can be found in residences and palaces from Dubai to New York.

Crystal Valley

BOHEMIAN CRYSTAL HERITAGE

The most beautiful crystal chandeliers that decorate large historical palaces, museums, opera houses and hotels around the world come from a small, mountainous region in north Bohemia: Crystal Valley.



Thanks to the region's natural wealth and especially due to local craftsmanship and talent, the glassmaking traditions of Kamenický Šenov, home to Preciosa Lighting's main production facility, have remained unspoiled for centuries. The oldest glassworks site found in Crystal Valley dates back to 1250. From the 17th century crystal clear glass, called Bohemian crystal, was melted down and shaped. This glass became a local speciality and became so popular around the world, that the Czech lands became the most important glass exporter in the world by the mid-18th century. At this time, the first workshops specialising in the production of crystal lights started to appear in Crystal Valley. The oldest professional glassmaking school in Europe has operated in Kamenický Šenov since 1856 and this, together with the local tradition of fathers passing glassmaking skills down to their sons, has had a major impact on the craft and technical skills of local master glassmakers.

To this day, local people continue to protect the glass making secrets of their ancestors as part of the local tradition. Today, Crystal Valley is still the most important region in the world for the production of crystal chandeliers.





CONTACTS



▲ Crystal Valley

Headquarters
Preciosa - Lustry a.s.
Nový Svět 915
471 14 Kamenický Šenov
Czech Republic
P +420 488 113 111
F +420 487 764 070
E sales@preciosalighting.com

▲ Flagship Store Prague

Preciosa - Lustry a.s.
Rytířská 29
Prague 1
Czech Republic
M +420 739 520 220
T +420 488 118 106
E showroom@preciosalighting.com

Canada

Preciosa International, Inc.
Montreal, Quebec, Canada
P +1 514 769 1533
E canada@preciosalighting.com

Hong Kong

Preciosa International (H.K.), Ltd.
Lighting Division
Unit 2308 Enterprise Square Two
3 Sheung Yuet Road,
Kowloon Bay, Kowloon
P +852 2753 9595
F +852 2753 9997
E hongkong@preciosalighting.com

India

Regus
1st Floor, B Wing
Prius Platinum Tower,
Saket, New Delhi, 110017
P +91 70 451 455 75
E india@preciosalighting.com

Russia & CIS

Regional Representative Office
Office 150, Entr. 7
4th Tverskaya - Yamskaya Str., 33/39
125 010 Moscow, Russia
P +7 499 251 42 28
F +7 499 972 68 05
E russia@preciosalighting.com

Singapore

Preciosa (SG) Pte Ltd.
The Signature #02-02
51 Changi Business Park
Singapore 486066
P +65 6256 2212
E singapore@preciosalighting.com

United Arab Emirates

Preciosa Gulf Fzco
Dubai Design District,
Building #7, Office A101, Dubai
United Arab Emirates
E mea@preciosalighting.com
P +971 4 443 1932

United Kingdom

Preciosa Lighting UK
Craven House
40-44 Uxbridge Road
W5 2BS London
United Kingdom
P +44 208 870 6220
E uk@preciosalighting.com

United States

Preciosa International, Inc.
Atlanta, GA, USA
P +1 843 270 6271
E georgia@preciosalighting.com
—
Preciosa International, Inc.
Dallas, TX, USA
P +1 514 889 4829
E texas@preciosalighting.com
—
Preciosa International, Inc.
Los Angeles, CA, USA
P +1 909 919 6198
E california@preciosalighting.com
—
Preciosa International, Inc.
15 North Mill Street
Suite 221
Nyack, New York 10960, USA
P +1 845 875 4541
P +1 914 486 4001
F +1 845 875 4821
E newyork@preciosalighting.com

www.preciosalighting.com

[#preciosalighting](https://twitter.com/preciosalighting)